

# CCC, CQC, CB, CE, TUV

## Residual Current Breaker with Overload

### NDB6LM-40 series



#### 1. Applicable scope and purpose

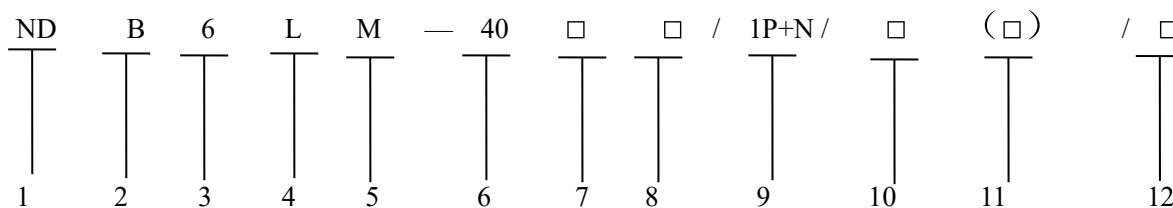
- Short -circuit protection
- Over-load protection
- Control
- Isolation
- earth leakage (prevent 5kA lightning time-delay type)

NDB6LM-40 series products is also wildly used in industry,commercial,high-rise and residential building,etc.

#### 2. Picture



#### 3. Model and implication:



No.	Implication	NDB6LM-40
1	Brand code	ND(Nader)
2	Product code	B
3	Design code	6
4	Earth leakage protection	L
5	Electromagnetic type	M
6	Frame rating(A)	40
7	Instantaneous tripping characteristic	B,C
8	Rated current(A)	6,10,16,20,25,32,40(regular) 25,32,40(with time-delay)
9	Number of poles	1P+N
10	Residual operating current (A)	0.03,0.1,0.3(regular) 0.1,0.3(with time-delay)
11	Regular / with Time-delay	Blank / S
12	Residual operating current type	AC,A

# CCC, CQC, CB, CE, TUV

## Residual Current Breaker with Overload

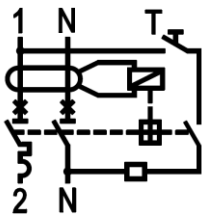
### NDB6LM-40 series



#### 4. Main technical specification

- electric parameter
  - Rated working voltage:AC230V;
  - Rated current:6A,10A,16A,20A,25A,32A,40A(regular);  
25A,32A,40A(with time-delay);
  - Rated residual operating current:0.03A,0.1A,0.3A(regular);  
0.1A,0.3A(with time-delay);
  - Residual operating current type:A,AC;
  - Rated breaking capacity:10kA;
  - Rated residual making and breaking capacity:3kA.
- Isolation function
  - Practical breaking instructions;
  - View window within the green identification said contact in the off position.
- Mechanical life: 20000 times;
- Wiring: Tunnel type terminal
  - Conducting wire:1mm<sup>2</sup>~25mm<sup>2</sup> ;
  - Thickness of bus-bar:0.8mm~2mm;
  - Nominal diameter screw:5mm;
  - Tighten screw torque:1.5N.m~2.5N.m.

#### ●Wiring Diagram



#### 5. Normal working environment

- ambient temperature:-25°C~+60°C;
- Air relative humidity:≤95%;
- height:≤2000m;
- pollution degree:2;
- External magnetic field should be 5 times less than geomagnetic field;
- Used in place without significant shock and collision.

# CCC, CQC, CB, CE, TUV

## Residual Current Breaker with Overload

### NDB6LM-40 series



#### 6. Tripping characteristic

##### ● B type curve

○ Protection of short circuit current small load (Such as non-inductive or micro-sense circuit);

○ rated current: 6A, 10A, 16A, 20A, 25A, 32A, 40A;

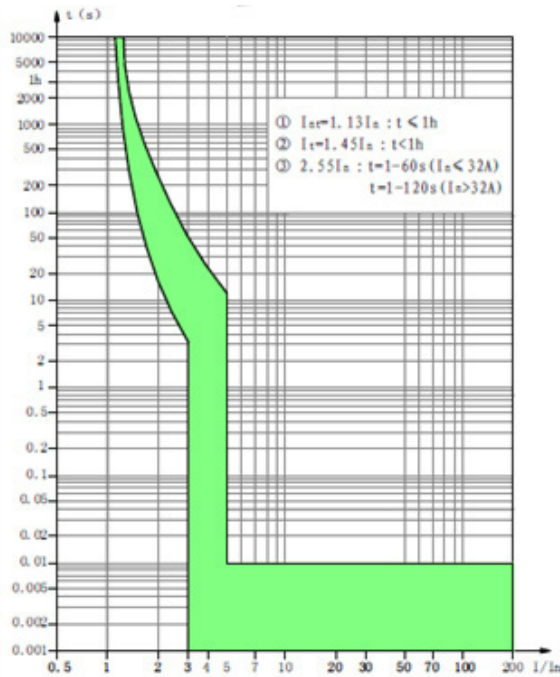
○ tripping characteristic:  $3I_n \sim 5I_n$ .

##### ● C type curve

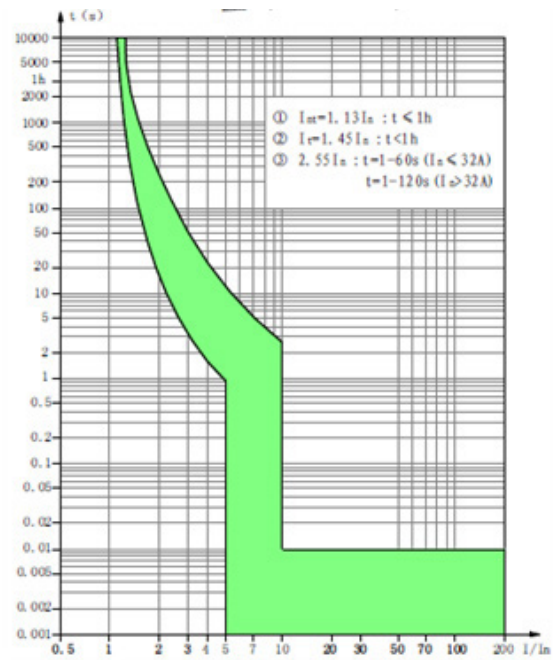
○ Protect normal load and distribution wire cable;

○ rated current: 6A, 10A, 16A, 20A, 25A, 32A, 40A;

○ tripping characteristic:  $5I_n \sim 10I_n$ .

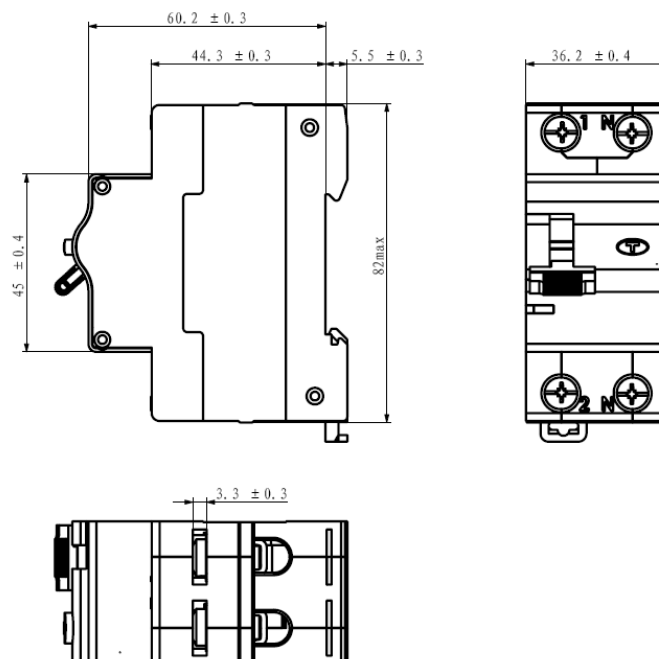


Type B



Type C

#### 7. Outline dimensions



# CCC, CQC, CB, CE, TUV

## Residual Current Breaker with Overload

### NDB6LM-40 series



#### 8. Mounting

Modular construction, can be installed in TH35mm x 7.5 standard guide rail.

#### 9. Packing storage

Quantity (7PCS/box, 6 box/carton), Packing boxes of products should be stored in the air circulation and relative humidity is not more than 80% and the temperature is not higher than + 80 °C, Not less than - 40 °C in the air around without acid, external magnetic field should be 5 times less than geomagnetic field, alkali or other corrosive gases stored in the warehouse. In the above conditions, the storage period since the production date not more than three years.

#### 10. Accessories list and mounting

●NDH1 bus-bar: It is NDB6LM-40 series products modular accessories, suitable for many sets of circuit breaker with phase, Also can be used as a generalization of the dimension accessories used in phase with the electrical terminal.

#### 11. Notice

- No responsibility for problems occurred by disassembly privately;
- RCBO can't provide protection in the cases that touch two phase line synchronously;
- Please don't perform insulating resistance test or voltage-withstand test on the product directly or indirectly by megohmmeter or similar test devices. If you need, we can offer validated proof regarding this item;
- When testing insulating resistance of the engineering circuit, the RCBO should not be connected to avoid misunderstanding on the products' quality or damage to the PCB of products;
- Please make sure reliable connection to avoid fault tripping or damage of terminals caused by exceptional heat resulted from unsuitable connection;
- Simulating test should be made once a month by pressing the test button to check whether the circuit breaker works normally. If RCBO is abnormal, it should be replaced.