

CCC, CQC, CB, CE, TUV, UL1077, SAA

Moulded Case Circuit Breaker

NDB2T-63 series



1、Applicable scope and purpose

- Short -circuit protection
- Over-load protection
- Control
- Isolation
- DC system protection

NDB2T-63 dedicated to the low voltage power distribution system of industrial, buildings, energy communications and infrastructure.

2、Picture:



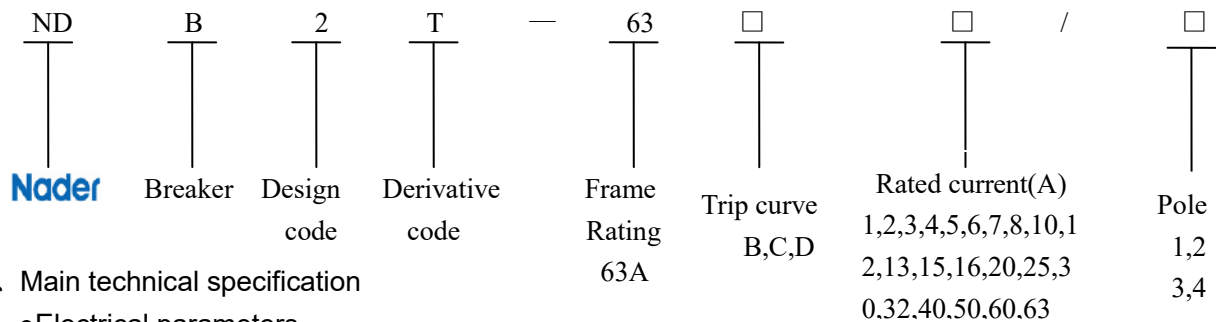
1P

2P

3P

4P

3、Model and implication:



4、Main technical specification

- Electrical parameters

Rated working voltage and relevant breaking capacity:

Pole		1P	2P	3P	4P	certificate
Rating current(A)		1,2,3,4,5,6, 7,8,10, 12,13,15,16,20,25,30,32,40,50,60,63				
Item		Icu (SC)				
Voltage	AC	230/240	10kA	—	—	CCC
		400/415V	--	10kA		
	DC	60/80V	10kA	—	—	
		AC	240V	7.5kA	—	—
	277V		5kA	—	—	
	480V		—	7.5kA		
DC	60V	7.5kA	—	—		
	125 V	—	7.5 kA (2 IN SERIES)	—	—	

CCC, CQC, CB, CE, TUV, UL1077, SAA

Moulded Case Circuit Breaker

NDB2T-63 series



- Rated current: 1A ,2A,3A,4A, 5A ,6A, 7A,8A,10A, 12A, 13A,15A,16A, 20A,25A,30A,32A,40A,50A,60A,63A
- Impulse withstand test voltages:6kV
- Mechanical & electrical life: 20000 times
- Isolation function
 - Practical breaking instructions
 - View window within the green identification said contact in the off position
- Tripping characteristic

B type curve

- Protection of short circuit current small load
- rated current: 1A~63A
- tripping characteristic: The instantaneous tripping range $4I_n$ ($1\pm 20\%$)

C type curve

- Protect normal load and distribution wire cable
- rated current: 1A~63A
- tripping characteristic: The instantaneous tripping range $8I_n$ ($1\pm 20\%$)

D type curve

- Protect starting current big impact load (Such as motor, transformer)
- rated current: 1A~63A
- tripping characteristic: The instantaneous tripping rang $12I_n$ ($1\pm 20\%$)

5、 Normal working environment

- Ambient temperature: $-40^{\circ}\text{C} \sim +70^{\circ}\text{C}$
- Air relative humidity: $\leq 95\%$
- Altitude: $\leq 2000\text{m}$
- pollution degree: 3
- Service place without significant vibration and impact

CCC, CQC, CB, CE, TUV, UL1077, SAA

Moulded Case Circuit Breaker

NDB2T-63 series

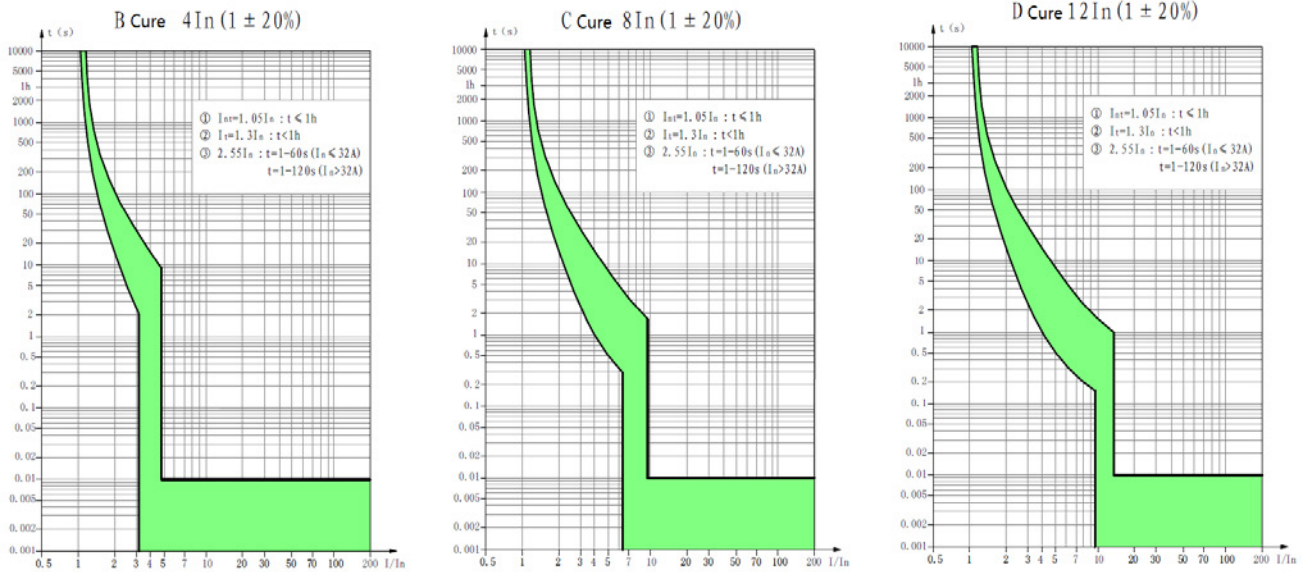
QUISURE

Keep quick, Make sure

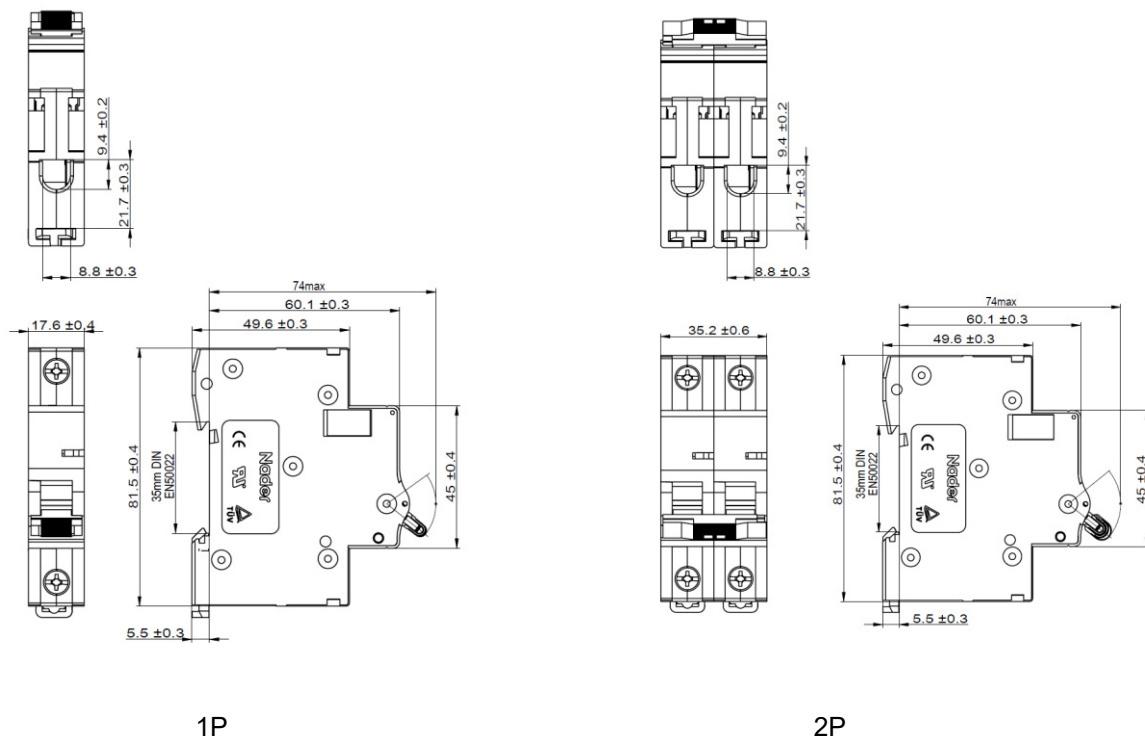
ISO9001:2015

QUALITY GUARANTEED

6. Tripping characteristic



7. Outline dimensions



CCC, CQC, CB, CE, TUV, UL1077, SAA

Moulded Case Circuit Breaker

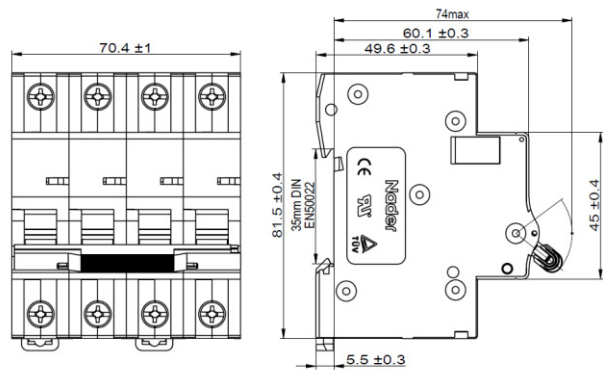
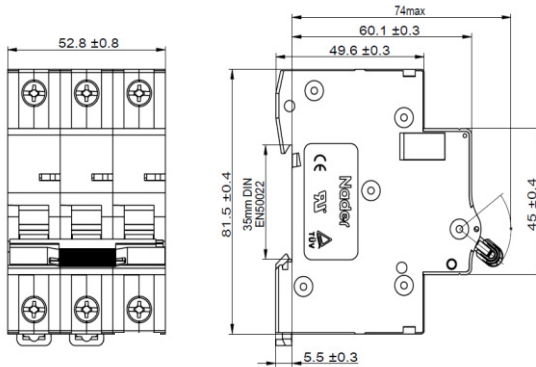
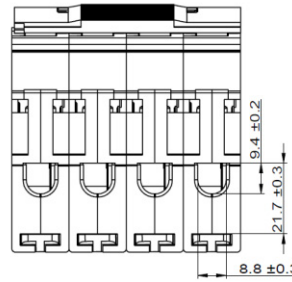
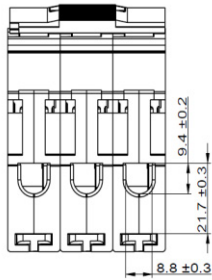
NDB2T-63 series

QUISURE

Keep quick, Make sure

ISO9001:2015

QUALITY GUARANTEED



3P

4P

8、Mounting

Modular construction, can be installed in EN60715 TH 35mm x 7.5mm standard guide rail.

9、Connect line requirements

- Standard cross-sections of round copper conductors: 1~35mm² 2 AWG,Max
- Terminal screw:M5 ,Rated torque : 2.0N.m

10、Packing storage

Quantity (1P product: 12PCS/box, 2P product: 6PCS/box, 3P product: 4 PCS/box, 4P product: 3PCS/box), Packing boxes of products should be stored in the air circulation and relative humidity is not more than 80% and the temperature is not higher than + 70 °C, Not less than - 40 °C in the air around without acid, alkali or other corrosive gases stored in the warehouse. In the above conditions, the storage period since the production date not more than three years.

11、Accessories list and mounting

- OF2 auxiliary contacts Installed on the left hand of the NDB2T - 63 circuit breaker left, indication circuit breaker on-off state;
- SD2 indicator contacts Installed on the left hand of NDB2T - 63 circuit breaker , indication failure

CCC, CQC, CB, CE, TUV, UL1077, SAA

Moulded Case Circuit Breaker

NDB2T-63 series



tripping status of breaker;

●MX+OF2 shunt trip release Installed on the left hand of NDB2T - 63 circuit breaker, remote control of the circuit breaker's tripping;

12、 Notice

- 1、 Customers who disassemble the product without approval shall undertake relevant quality problems by themselves;
- 2、 Do not touch the naked part of conductive components when the product is power on;
- 3、 Don't test characteristics of the breaker optionally, the manufacturer is irresponsible for such quality problems;
- 4、 Keep wiring correct to prevent malfunction or damage of wiring terminals.
- 5、 Please open the cover when installing the accessory. Please refer to OF2, SD2, MX+OF2 Instruction for details.