

CCC, CB, CE, TUV Miniature Circuit Breaker

NDB1-63 series



1、Application

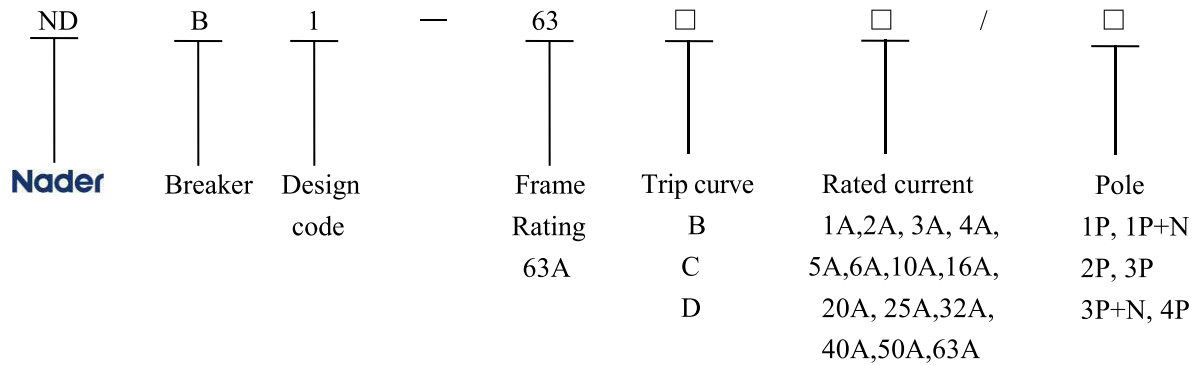
- Short -circuit protection
- Over-load protection
- Isolation

NDB1-63 dedicated to the low voltage power distribution system of industrial, buildings, energy communications and infrastructure.

2、Product Pictures



3、Model and implication



4、Main technical parameters

- Electrical parameters
 - Number of Poles: 1P, 1P+N, 2P, 3P, 3P+N, 4P
 - Rated working Voltage: AC230/240/400/415V(1P); AC230/240V(1P+N); AC400/415V(2P,3P,3P+N,4P); DC60/80V(1P,2P)
 - Rated Current: 1A,2A,3A,4A,5A,6A, 10A, 16A,20A,25A,32A,40A,50A,63A
 - Rated Insulation Voltage: 500V
 - Rated Frequency: 50/60Hz
 - Rated Impulse Withstand Voltage: 4kV
 - Breaking Capacity: 6kA
 - Instantaneous Tripping Characteristic: B、C、D
- Mechanical and Electrical life
 - Mechanical Life: 20000 times
 - Electrical Life: 10000 times

CCC, CB, CE, TUV Miniature Circuit Breaker

NDB1-63 series



- Isolation function
 - Practical breaking instructions
 - View window within the green identification said contact in the off position

- Protection Degree

IP20

- Wire Feeding Mode

Lines in for both up and down ends

- Use Category

A

- Mounting Class

II、 III

- Tripping characteristic

B type curve

- Protection of short circuit current small load
- rated current: 1A~63A
- tripping characteristic: The instantaneous tripping range $3I_n \sim 5I_n$

C type curve

- Protect normal load and distribution wire cable
- rated current: 1A~63A
- tripping characteristic: The instantaneous tripping range $5I_n \sim 10I_n$

D type curve

- Protect starting current big impact load (Such as motor, transformer)
- rated current: 1A~63A
- tripping characteristic: The instantaneous tripping rang $10I_n \sim 14I_n$

- Product certification and implementation of national standards

- Product certification: CCC, CE, TUV
- Conform to national standards: GB/T10963.1 、 IEC 60898-1
- Environmental requirements: RoHS

5、 Normal Working conditions

- Ambient temperature: $-40^{\circ}\text{C} \sim +70^{\circ}\text{C}$
- Stored ambient temperature: $-40^{\circ}\text{C} \sim +80^{\circ}\text{C}$
- Heat and humidity resistance: The relative air humidity $\leq 95\%$ at the temperature of $+55^{\circ}\text{C}$
- Altitude: $\leq 2000\text{m}$, if you want to apply it more than 2000m, you must refer to Miniature Circuit Breaker's reduced capacity table. Also you can refer to GB/T20645 the technological requirement of the low-voltage electrical equipment when it is used on high altitude.
- Pollution degree: 3

CCC, CB, CE, TUV Miniature Circuit Breaker

NDB1-63 series



- Free from obvious vibration or shock
- Altitude derated coefficient

Height above sea level (km)	Rated current	Rated voltage	Rated frequency voltage tolerance	Breaking Capacity	Breaking Capacity and Electrical life	Remarks
2	I_n	U_e	1.00	1.00	1.00	
3	$0.99 I_n$	U_e	0.89	0.89	0.83	
4	$0.96 I_n$	U_e	0.80	0.80	0.71	
5	$0.94 I_n$	U_e	0.73	0.73	0.63	

•Temperature reduction coefficient

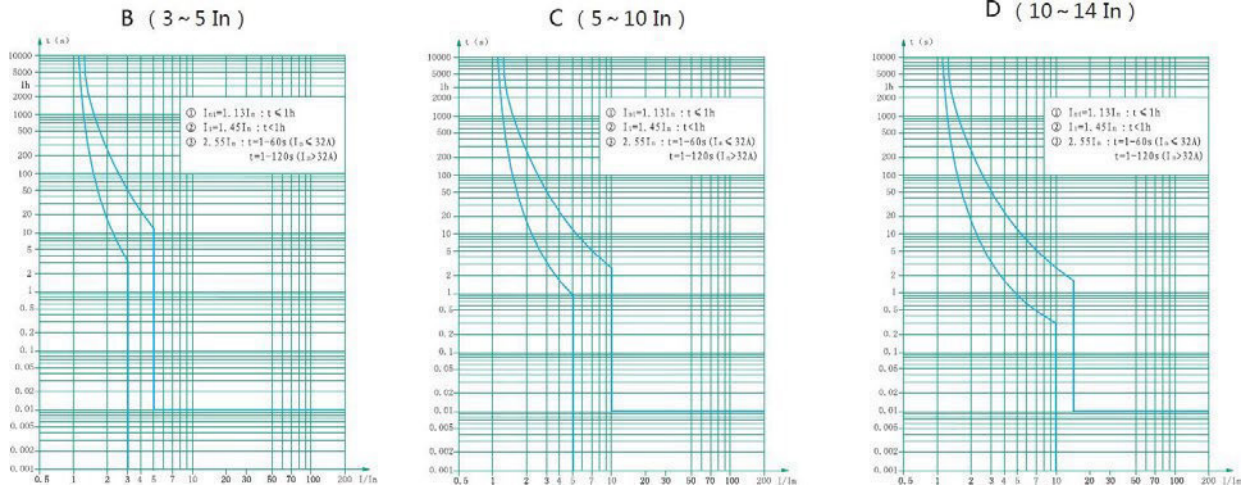
环境温度 (°C) 修正电流 (A) 额定电流 (A)	-40	-35	-30	-25	-20	-15	-10	-5	0	5	10	15
1	1.29	1.27	1.25	1.23	1.21	1.19	1.17	1.15	1.13	1.10	1.08	1.06
3	3.97	3.89	3.83	3.76	3.70	3.64	3.57	3.50	3.44	3.37	3.30	3.22
6	7.96	7.70	7.58	7.46	7.34	7.21	7.09	6.96	6.83	6.70	6.56	6.42
10	14.15	13.89	13.62	13.35	13.07	12.81	12.53	12.23	11.93	11.63	11.33	11.01
16	21.10	20.78	20.43	20.08	19.75	19.40	19.05	18.70	18.33	17.96	17.58	17.20
20	26.04	25.67	25.28	24.88	24.47	24.06	23.64	23.22	22.78	22.34	21.89	21.43
25	32.91	32.21	31.72	31.22	30.70	30.18	29.65	29.10	28.55	27.98	27.41	26.82
32	41.67	41.04	40.46	39.82	39.17	38.51	37.84	37.15	36.47	35.75	35.03	34.30
40	52.43	51.63	50.86	50.04	49.21	48.37	47.51	46.63	45.74	44.83	43.90	42.95
50	66.10	64.92	63.97	62.92	61.86	60.77	59.67	58.54	57.40	56.23	55.05	53.81
63	84.40	83.48	82.06	80.64	79.19	77.72	76.22	74.70	73.14	71.54	69.91	68.24

环境温度 (°C) 修正电流 (A) 额定电流 (A)	20	25	30	35	40	45	50	55	60	65	70
1	1.05	1.02	1.00	0.97	0.94	0.91	0.89	0.86	0.83	0.80	0.77
3	3.14	3.06	3.00	2.92	2.84	2.76	2.67	2.58	2.49	2.38	2.27
6	6.27	6.14	6.00	5.84	5.68	5.52	5.36	5.19	5.01	4.83	4.64
10	10.67	10.34	10.00	9.63	9.24	8.85	8.45	8.01	7.55	7.06	6.55
16	16.80	16.40	16.00	15.55	15.11	14.66	14.20	13.71	13.21	12.70	12.25
20	20.96	20.47	20.00	19.47	18.95	18.42	17.87	17.30	16.71	16.10	15.47
25	26.22	25.61	25.00	24.33	23.67	23.00	22.28	21.56	20.80	20.02	19.21
32	33.54	32.77	32.00	31.17	30.34	29.48	28.60	27.69	26.75	25.78	24.77
40	41.98	40.99	40.00	38.93	37.85	36.75	35.61	34.43	33.21	31.95	30.63
50	52.56	51.28	50.00	47.82	46.24	44.81	43.33	41.81	40.23	38.58	35.77
63	66.53	64.78	63.00	60.11	58.19	56.21	54.16	52.03	49.81	47.50	43.05

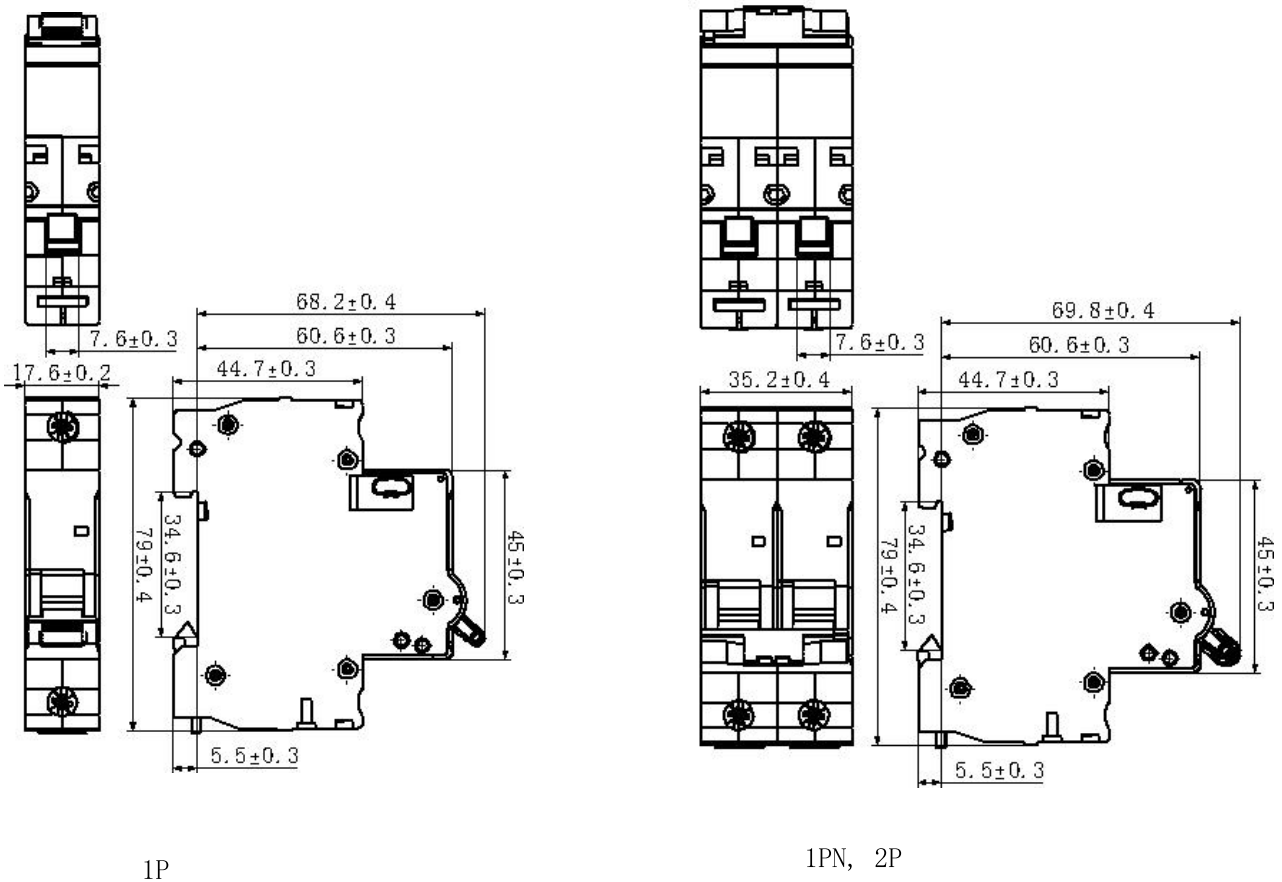
•Reduction coefficient table

Number of circuit breakers abreast	1	2~3	4~5	6~9	10
Reduced capacity coefficient	1	0.9	0.8	0.7	0.6

6、Time-Current curves



7、Outline and installation dimensions



CCC, CB, CE, TUV Miniature Circuit Breaker

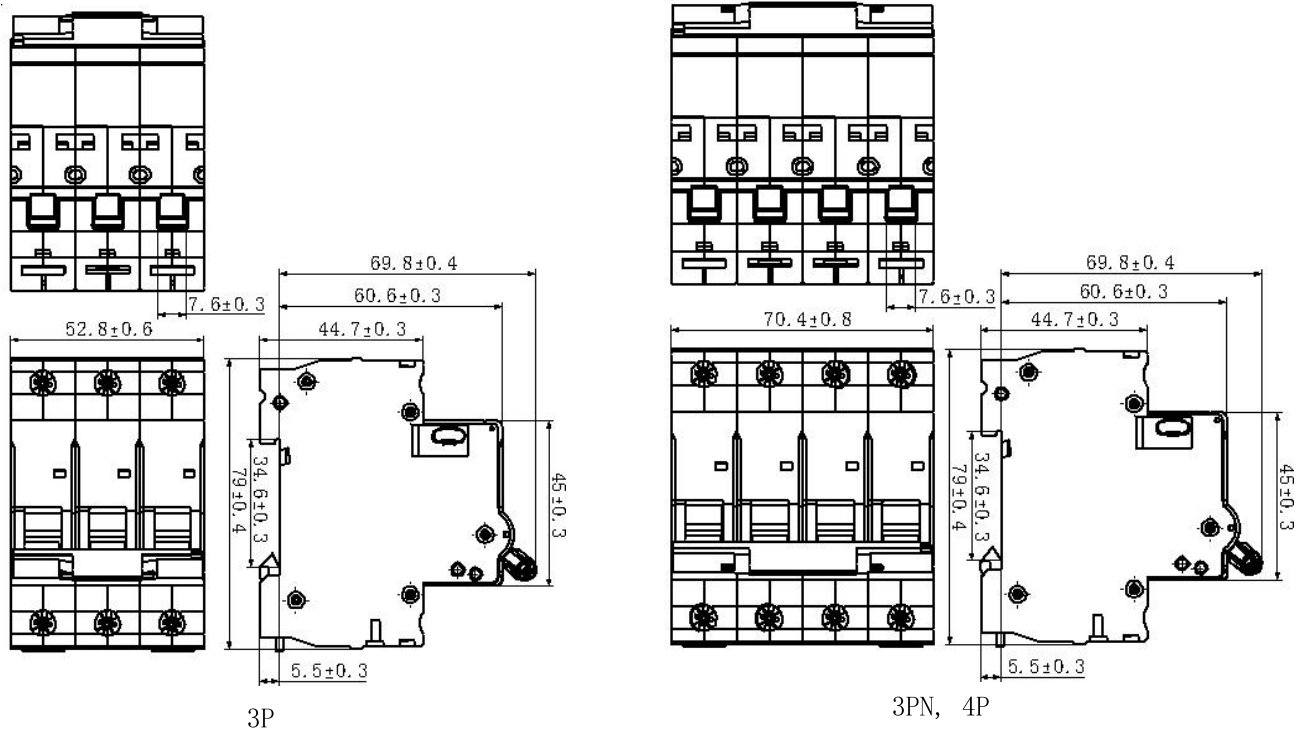
NDB1-63 series

QUISURE

Keep quick, Make sure

ISO9001:2015

QUALITY GUARANTEED



8、 Installation method

Modular construction, can be installed in TH35mm x 7.5 standard guide rail.

9、 Connect line requirements

The wire capacity: 1mm²~25mm² conducting wire

Terminal screw: M5; Maximum ultimate torque : 2.0N.m

10、 Packaging and storage

Quantity (1P product: 12PCS/box, 1PN/2P product: 6PCS/box, 3P product: 4 PCS/box, 3PN/4P product: 3PCS/box), Packing boxes of products should be stored in the air circulation and relative humidity is not more than 80% and the temperature is not higher than + 80 °C, Not less than - 40 °C in the air around without acid, alkali or other corrosive gases stored in the warehouse. In the above conditions, the storage period since the production date not more than three years.



11、 Accessory list and installation

- OF1 Auxiliary Contact Be installed to the left side of NDB1-63 to indicate the tripping status of the breaker.
- SD1 Alarm Contact Be installed to the left side of NDB1-63 to indicate the fault tripping status of the breaker.
- MX+OF1 Shunt Release Be installed to the left side of NDB1-63, remotely controls the breaker opening and indicates the breaker tripping status.
- GQ1A Over&Under Voltage Tripping Device Be installed to the left side of NDB1-63, used for circuit of work voltage less than AV230V, which has defensive function such as over-voltage protection (G1A), low-voltage protection (Q1A), over&low-voltage protection (GQ1A), at the same time, no-tripping when power down:
- FF1 Double Auxiliary Contact Be installed to the left side of NDB1-63 to indicate the tripping status of the breaker
- FS1 Auxiliary and Alarm Contact Be installed to the left side of NDB1-63 to indicate the fault tripping status of the breaker.
- NDB1LE-63 residual current operated protective module Be installed on the right of NDB1-63 miniature circuit breaker, is applied to protect direct or indirect earth leakage faults.

12、 Notices

- 1、 The user should be responsible for the quality problem caused by taking the products apart or adjusting the tripping parameters without permission.
- 2、 Touching the uninsulated bare part is not allowed when the breaker is energized.
- 3、 Make sure of a reliable connection to prevent the abnormal heating of terminals. That can cause fault operation of breakers or terminal damage.
- 4、 Please remove the cover before installation, details please refer to Product Specification.